









Curriculum Information for Parents and Carers



Bumblebees	Step 1	Spring 1 2024
Superheroes		
<p>Communication, Language and Literacy</p> 	<p>Your child will be working on: -</p> <ul style="list-style-type: none"> • developing their communication skills throughout all sessions • working on their IEP targets <p>Reading</p> <ul style="list-style-type: none"> • Personalised sensory story, “Bumblebees to the rescue!”, including saving Spidey from his own webs (silly string,); thawing out Elsa and helping Hulk find his strength again and much, much more. <p>Writing-Funky Fingers</p> <ul style="list-style-type: none"> • Sensory exploration linked to superhero colours, • Freeing the superheroes from underneath tape • Making masks and capes • Small world play with figures and buildings, • Moving like superheroes. 	
<p>Personal, Social and Emotional Development and RE</p> 	<p>PSED</p> <ul style="list-style-type: none"> • Focus on encouraging peer interaction and relationships • PSED weekly session- Healthy foods- smelling, tasting, touching healthy fruits and vegetables. Playing with wooden fruit and veg, joining in the fruit and veg hokey cokey. 	
<p>Physical Development</p> 	<ul style="list-style-type: none"> • PE- moving in different ways focusing on the floor and where appropriate, benches. • Some children will bounce/rebound this half term. • Continuing to become familiar with our Ready to Learn routine • Working on our physio programmes • Having fun in the ball pool whilst dressing up as superheroes! 	
<p>Cognition/Mathematics</p> 	<p>Maths and Cognition</p> <ul style="list-style-type: none"> • Stacking and connecting fun with superhero figures • Sliding superheroes down a chute • Knocking Spider man off a tower • Experiencing ‘space’ being in a bat cave • Completing a superhero themed TAC PAC session in the lightroom 	
<p>Understanding of the World</p> 	<p>Science</p> <ul style="list-style-type: none"> • Electricity- focusing on switching skills, operating switch toys, establishing cause and effect, experiencing switching light sources on and off and communicating with the BIGmack switches whether we want more of an activity or for it to finish. • During this session we will use the Interactive White Board to play cause and effect games too. <p>History</p> <ul style="list-style-type: none"> • Looking at babies and the children as babies to now. • Exploring the changes and looking at pictures of the children and themselves now in the mirror. • Role play with babies- giving the dolls a bath, bottle, changing their clothes etc. • Drawing round hands, feet and whole bodies. 	
<p>Expressive Arts and Design</p> 	<p>DT</p> <ul style="list-style-type: none"> • Playing with lots of cause and effect toys • Exploring pull back superhero cars • Having fun with pop up toys 	