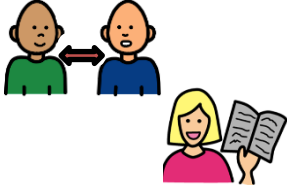

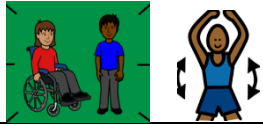







Curriculum Information for Parents and Carers



Bumble Bees	Step 1	Spring 1 2022
Topic: Superheros		
<p>Communication, Language and Literacy</p> 	<ul style="list-style-type: none"> Your child will be working on:- developing their communication skills in all lessons working on their IEP targets Reading Our sensory story this term will be "Supertato" In Funky Fingers children will be learning about hand and arm awareness and practising lots of fine motor skills in fun ways including using their hands to pull and stretch to rescue the superheros out the slime. They are going to be practising pushing the scissors to cut spaghetti to make hair for the superhero's faces. We are also going to be doing some gross motor skills with some superhero actions such as using our feet to experience a running movement, to move our feet up and down to have a sense of jumping, stretching our arms and moving our materials to create a flying movement. 	
<p>Personal, Social and Emotional Development + RE</p> 	<ul style="list-style-type: none"> Your child will be working on their PSED skills including their IEP targets across the day. We will have a strong focus on play and learning through the medium of play settings. We will be exploring healthy food and lifestyles and our end goal is that all children will have the opportunity to encounter and explore a range of healthy snacks. Each week we will be exploring different fruit and vegetables with the opportunity to do some cooking and thereby developing our life skills. 	
<p>Physical Development</p> 	<ul style="list-style-type: none"> In P.E. our focus is on moving in different ways. We will experience different forms of movement such as rocking, rolling, swinging and spinning. We will have opportunities to experience these movements both in our wheel chairs and out on the floor and we will try to use the movements of our bodies to knock over skittles. We will work both with a friend and with an adult and will match our movements to some of our favourite songs and rhymes. 	
<p>Cognition/Mathematics</p> 	<ul style="list-style-type: none"> In Maths we will be developing the children's awareness of space and position of their body. We will be doing this in a sensory Tacpac session, with objects in different positions around their bodies & experiencing the sounds, touch and sight in different areas. We will be combining a cognition session with our VAMP (Valley assisted movement programme) lesson during which the children will be listening to a superhero action song and attempting to copy the superhero actions, eg, stretching up high. We will have fun pushing superheroes down tubes with ready steady go games. 	
<p>Understanding of the World</p> 	<ul style="list-style-type: none"> In Science our focus is electricity. We are going to be using different cause and effect toys using a switch. There will be opportunities for the children to activate toys such as a microwave, CD player, hairdryer and a fan. In our ICT session we will continue to have SALT in working on the eye gaze with our children, we will be exploring our focus of ipads using some superhero apps and learning to use toys with mechanisms to gain skills of pulling, turning, pushing and activating these toys. In History our topic is called "look at me now", we are going to explore a role play baby station, feeding them, bathing them and dressing them. We will be looking at our own baby pictures and pictures of us now and sharing them with our friends. To gain a real life experience we will be having a special baby visitor to Valley. 	
<p>Expressive Arts and Design</p> 	<ul style="list-style-type: none"> In music we will be focusing on rhythm and starting and stopping. We are going to be practicing clapping our names and our friends names, then extending this using a musical instrument to do this. We will then have a listen to our superhero themed music, one child will have a turn to be our superhero and wear the cape whilst we start and stop to the music. 	
<p>Other</p>		

