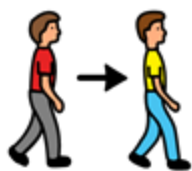


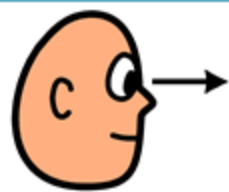
Top Tips for interacting with your young person



Follow their lead, they are in charge!



Pause, wait and watch.



Respond by joining in with them.



Copy and imitate what they are doing to show you are with them.



Sometimes they might pause or turn away, this is ok, they might need to do this to process what is happening.



Take your time, try not to do too much.

Be available, have fun and enjoy being with them.



What is Intensive Interaction

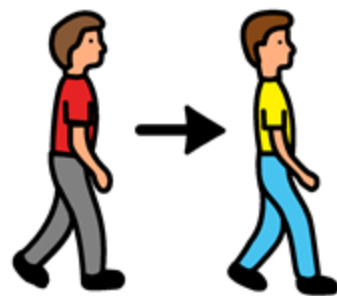
Intensive Interaction is a practical approach developed by Dave Hewett and Phoebe Caldwell which supports development of social interaction and early communication skills. The approach is used with individuals with learning difficulties, sensory impairments or have a diagnosis of Autism.

How to do Intensive Interaction

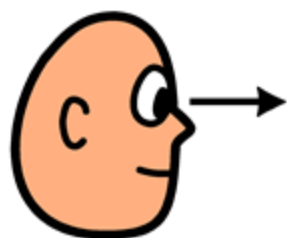
The aim is for the adult to enter the young person's world and learn how they communicate through observation and imitation.

Follow the child's lead

Let the young person lead the interaction. Adults follow, respond and join in with what they are doing. The adult should not dominate or drive the interaction, the young person sets the pace. Be interested in what they are interested in. Stop when they have had enough.



Watch what they do



Watch what the young person is doing, listen to them, then respond e.g are they vocalising, how are they moving, are they jumping up and down or lying down, are they touching or smelling objects, what are they looking at.

Waiting

Wait to see what the young person is doing first before you respond. After you have responded pause and wait for the young person to process your response. The young person should always go first during the interaction.



How to respond

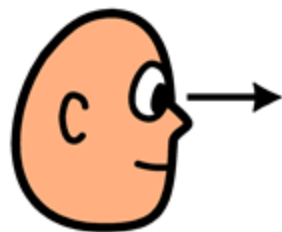


Vocal Echoing

This involves copying a sound, vocalisation or breathing pattern that the young person is making. This can develop into a conversation in which you both take turns, e.g. they make a sound, you copy that sound, they make the sound again. After several turns you might want to try changing the sound slightly or adding a different sound.

Mirroring

Copy a movement that the young person is making e.g. if they are jumping up and down you could join them jumping up and down. Look at the position of the young person e.g. if they are lying down you could lie down alongside them.



Joint Focus

If the young person is engaged in an activity or looking at an object you can join them in looking or exploring the object. Be interested in what they are looking at.

Videos of Intensive Interaction

If you would like more information about Intensive Interaction you can watch videos of it being carried out in practice with young people by visiting www.intensiveinteraction.org
www.phoebecaldwell.co.uk